

## 2024 Team, Player, and Division Summary

In 2024 we added three new teams, the Lethbridge Pioneers (Sr. C) and the Calgary Cougars and Sr. Drillers (Sr. Major Female) but unfortunately lost two Tier II teams the Cranbrook Blackwolves and the Westlock Rock. With the addition of 3 teams and the loss of two teams, we ended up with 58 teams which was an increase of one team over 2023. Of the 58 RMLL teams, 4 teams are from outside of Alberta.

The total number of players registered to RMLL teams in 2024 was 1,513 of which 1,422 were registered to Alberta teams. The total number of players increased over 2023 by 80. The total number of players registered to AB RMLL teams increased by 98 over 2023 bringing us to one player short of our 2019 total AB players. The number of 2024 Senior players increased by 92 over 2023 with Sr. C increasing by 37, ASL (S. B) increasing by 2 and Sr. Major Female increasing by 53. The overall number of Junior players decreased by 12 with players registered to Alberta RMLL teams increasing by 6 with Jr. Ladies increasing by 5 and Jr. A, Tier I and Tier II increasing by 1 over 2023.

**2024 Total RMLL Players – 1,513 (2023: 1,433) (2019: 1,544)**

**2024 RMLL Alberta Team Registered Players – 1,422 (2023: 1,324) (2019: 1,423)**

**2024 RMLL Unassigned Alberta RAMP Registered Players – 131 (2023: 118) (2019: 91)**

**2024 RMLL Senior Players (Female & Male) – 431 (2023: 392) (2019: 505)**

**2024 RMLL Junior Players (Female & Male) – 1029 (2023: 1041) (2019: 1,039)**

**2024 RMLL Alberta Junior Players (Female & Male) – 938 (2023: 932) (2019: 918)**

**RMLL Unassigned – 131 (2023: 118) players (2019: 91)**

**Senior Male – 28 (2023: 28) (2019: 31)**

**Senior Major Female – 2 (2023: 6) (2019: 4)**

**Jr. Male – 91 (2023: 58) (2019: 47)**

**Jr. Major Female – 12 (2023: 26) (2019: 9)**

**New Teams – 3**

**Sr. C Division – Lethbridge Pioneers**

**Major Sr. Female – Calgary Cougars and Sr. Drillers**

**Folded Teams – 2**

**Jr. B Tier II Division**

Cranbrook Blackwolves (out-of-province)

Westlock Rock

**Tier Changes – 0**

**Out-of-Province Teams – 4**

**Jr. A Division – Saskatchewan Swat**

**Jr. B Tier I Division – Winnipeg Blizzard, Saskatchewan Swat and Regina Queen City Kings**

**Exemptions**

19 Requests – 15 males; 4 females – all approved (2023: 30 Requests – 18 males; 12 females)

**CALL – 1 male**

**CDLA – 5 males and 4 females**

**GELC** – 5 males  
**SALA** – 3 males  
**Rural** – 1 male  
**Wheatland** – 0 males

### **Graduating Players from 2023 Season**

Male Graduating Juniors (DOB 2002) – 107  
Male DOB 2002 playing in RMLL in 2024 – 38

Female Graduating Juniors (DOB 2002) – 24  
Female DOB 2002 playing in RMLL in 2024 – 13

Male Graduating U17 (DOB 2007) – 369  
Male DOB 2007 playing in RMLL in 2024 – 213

Female Graduating U17 (DOB 2007) – 75  
Female DOB 2007 playing in RMLL in 2024 – 37

### **2024 Lacrosse Canada (LC) Transfers**

**27 players transferred out of Alberta** (13 to Sr. A and 7 to Jr. A)

**Note:** When a Jr. A Inter-provincial transferred player goes over-age his senior rights revert back to the MA that we was released from. (4 transferred Jr. A player's playing rights revert to Alberta at the end of the 2024 season.)

**22 players transferred to Alberta** (10 to Sr. B and 3 to Jr. A)

### **2024 Teams**

**ASL (Sr. B Division) – 5 teams; 147 players** (2023: 5 teams; 145 players) (2019: 6 teams; 160 players)  
Calgary Sr. Mountaineers, Fort Saskatchewan Rebels, Rockyview Knights, Beaumont Outlaws and Edmonton Sr. Miners.

**Sr. C Division – 9 teams; 284 players** (2023: 8 teams; 247 players) (2019: 8 teams; 248 players)  
Airdrie Mohawks, Blackfalds Silverbacks, Calgary Bears, Calgary Irish, Edmonton Sr. Warriors, Lethbridge Pioneers, Mountain View Stingers, Edmonton Miners, and Border Rage.

**Sr. Major Female Division – 2 teams; 0 players** (2023: 0 teams; 0 players) (2019: 5 teams; 97 players)  
Calgary Cougars and Sr. Drillers.

**Jr. A Division – 4 teams; 90 (72 AB) players** (2023: 4 teams; 89 (75 AB) players) (2019: 4 teams; 97 players – 74 AB)  
Calgary Mountaineers, Calgary Raiders, Edmonton Miners, and Saskatchewan Swat.

**Jr. B Tier I Division – 15 teams; 363 (290 AB) players** (2023: 15 teams; 360 (292 AB) players) (2019: 15 teams; 351 players – 281 AB)  
Calgary Chill, Calgary Mountaineers, Calgary Shamrocks, Edmonton Warriors, Winnipeg Blizzard, St. Albert Crude, Okotoks Marauders, Red Deer Rampage, Rockyview Silvertips, Saskatchewan Swat, Fort

Saskatchewan Rebels, Beaumont Outlaws, Southern Alberta Rockies, Mountain View Mavericks and Regina Queen City Kings.

**Jr. B Tier II Division - 16 teams; 408 players** (2023: 18 teams; 429 (402 AB) players) (2019: 19 teams; 412 players)

Calgary Axemen, Calgary Wranglers, Edmonton Warriors, Parkland Posse, Sylvan Lake Yeti, High River Heat, Lloydminster Xtreme, Lakeland Heat, Red Deer Renegades, Sherwood Park Titans, Southern Alberta Chaos, Strathmore Venom, Calgary Bandits, Rockyview Rage, Crude T2 and Mountain View Stingers.

**Jr. B Tier III Division – 0 teams; 0 players** (2023: 0 teams) (2019: 2 teams; 0 AB players)

**Jr. B Major Female Division – 7 teams; 168 players** (2023: 7 teams; 163 players) (2019: 6 teams; 151 players)

Calgary Cardinals, Capital Region Saints, Okotoks Raiders, Red Deer Riot, Sherwood Park Titans, Rockyview Silvertips and St. Albert Drillers.

**2024 AB Teams Under a Minor Body Corporate (ALA Member)**

**17 teams** (2023: 17 Teams) (2019: 24 teams)

**ASL (Sr. B) Division** – Rockyview Knights

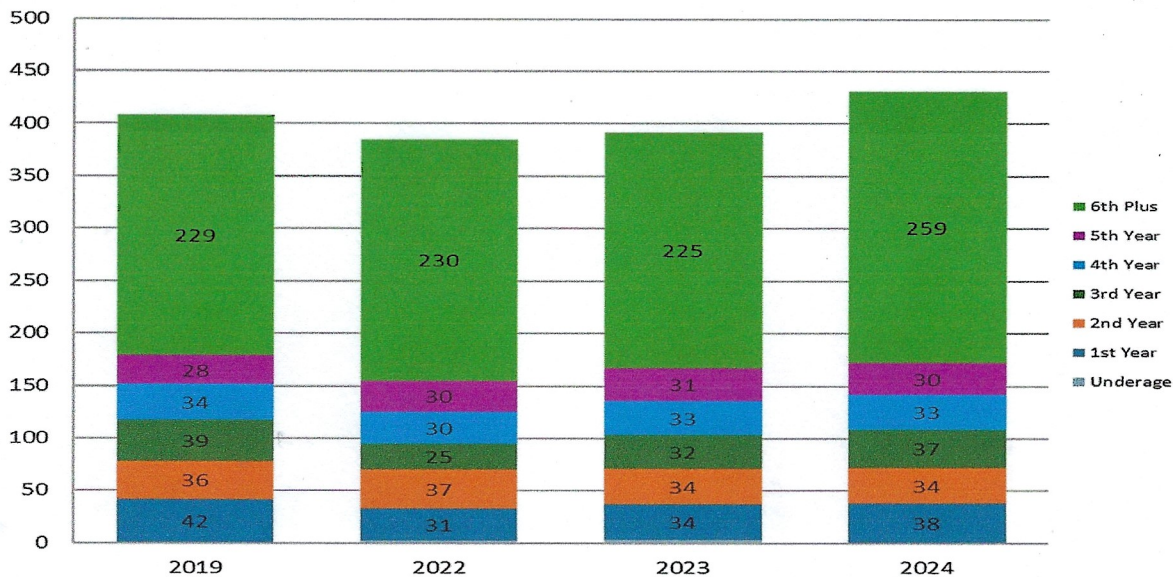
**Sr. C Division** – Edmonton Warriors and Lethbridge Pioneers

**Jr. B Tier I Division** – Southern Alberta Rockies and Edmonton Warriors

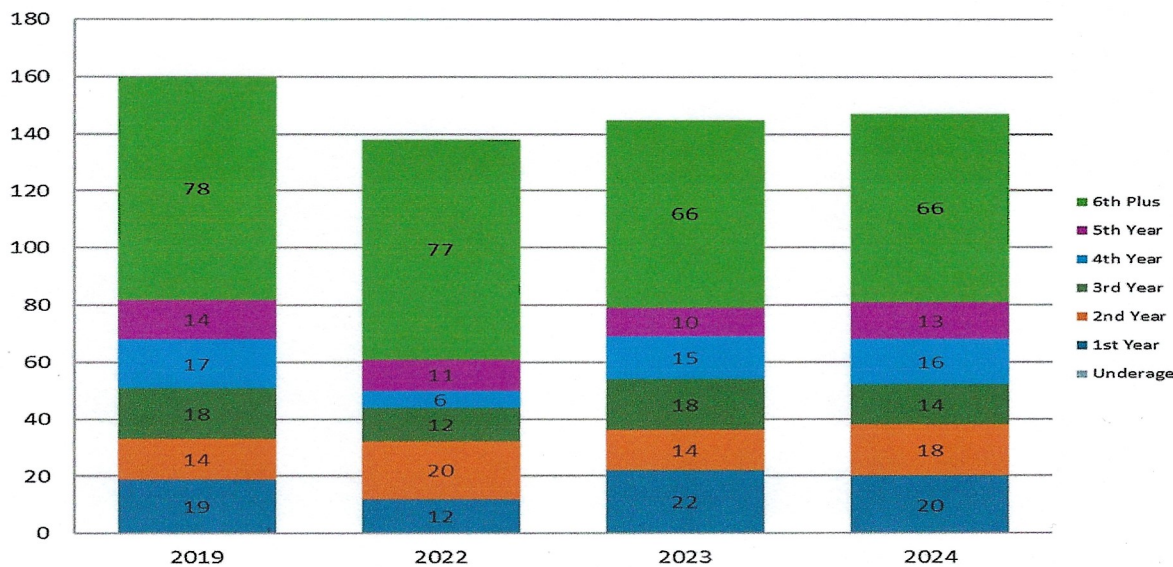
**Jr. B Tier II Division** – Calgary Wranglers, Rockyview Rage, Edmonton Warriors, Calgary Axemen, Calgary Bandits, High River Heat, Lakeland Heat, Parkland Posse and Strathmore Venom.

**Jr. Major Female** – Calgary Cardinals, Rockyview Silvertips and Okotoks Raiders

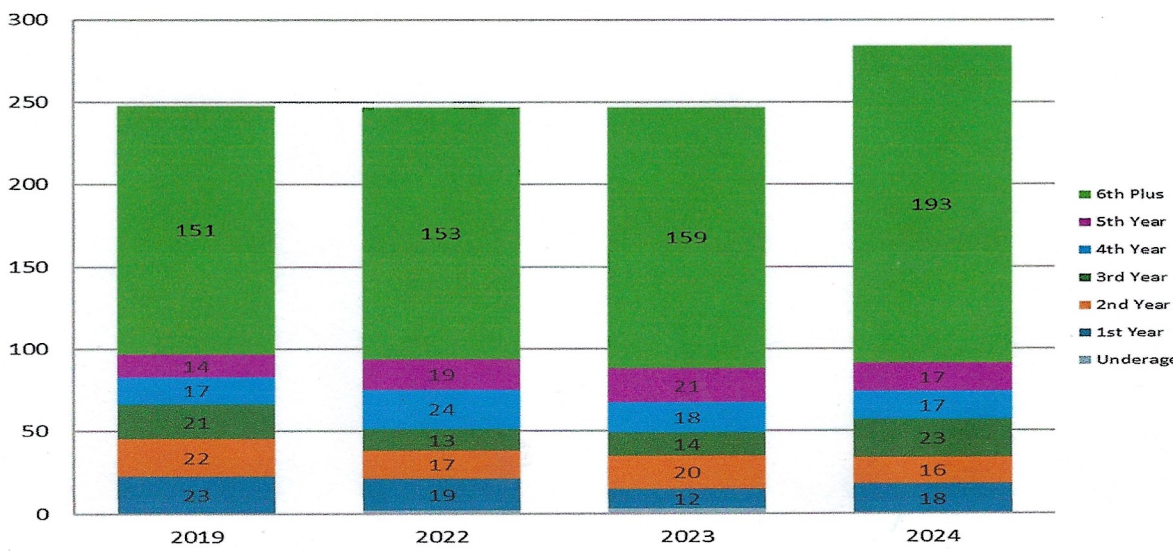
### 2019-2024 ALL Sr. Male Players Age Breakdown



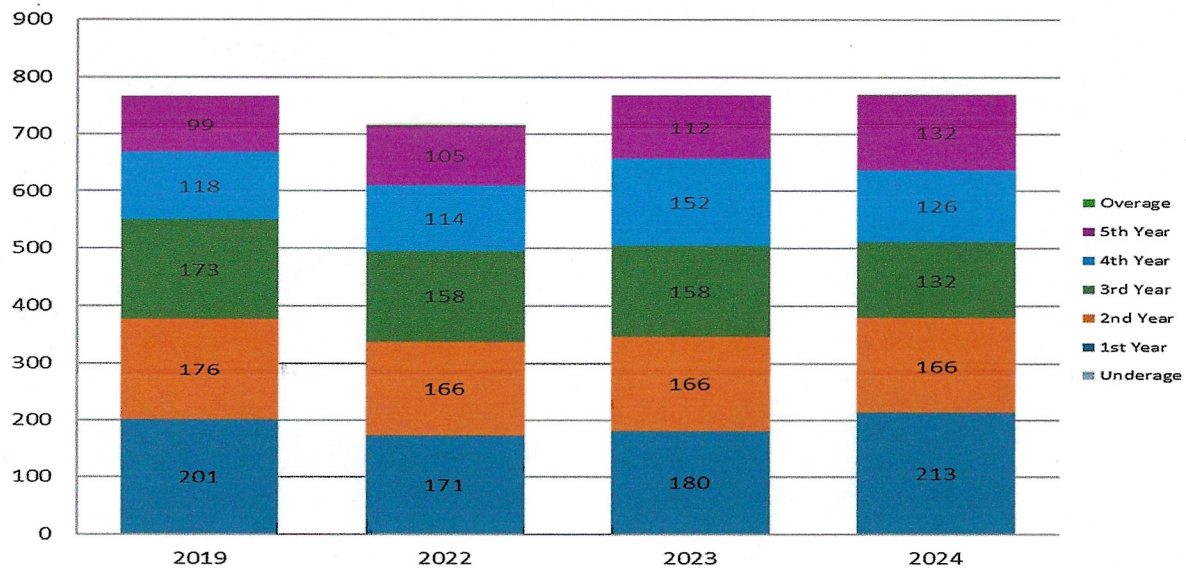
### 2019-2024 Sr. B Male Players Age Breakdown



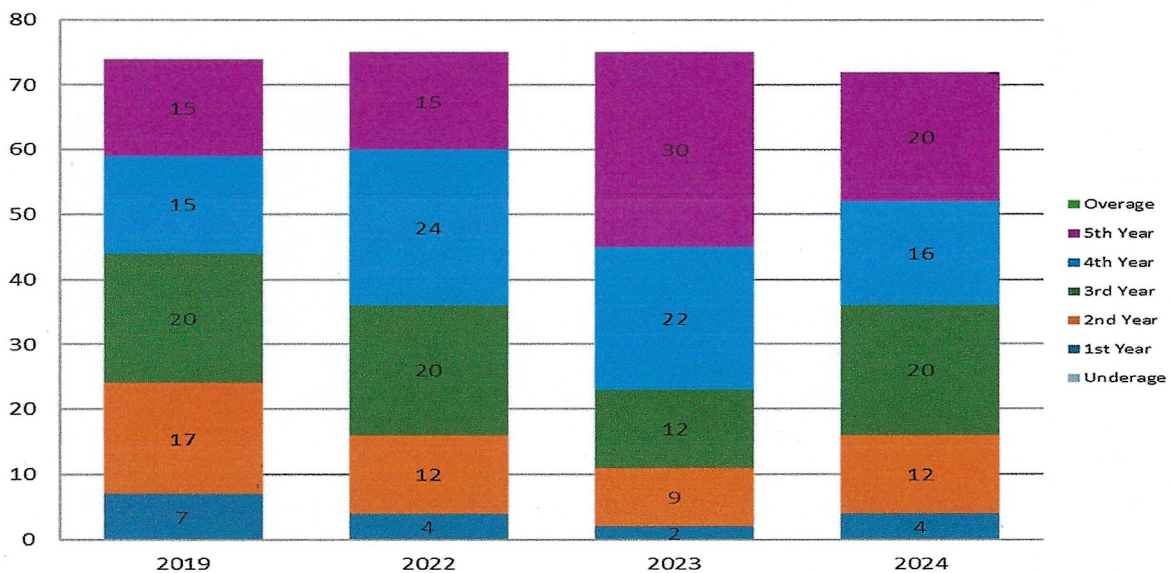
### 2019-2024 Sr. C Male Players Age Breakdown



### 2019-2024 ALL Jr. Male Players Age Breakdown



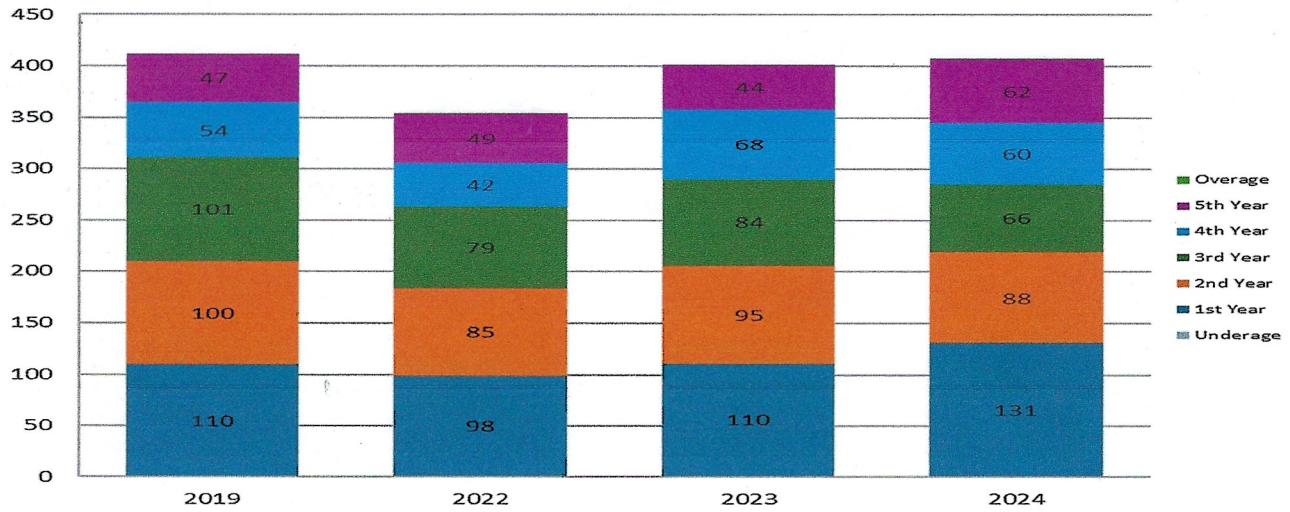
### 2019-2024 Jr. A Male Players Age Breakdown



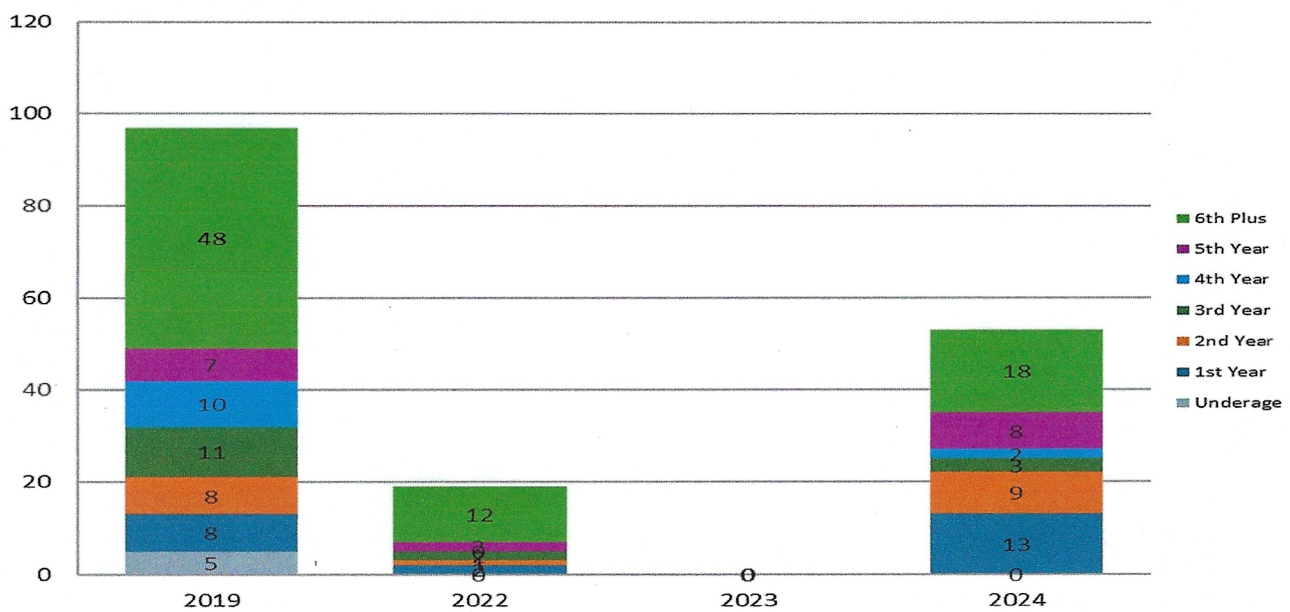
### 2019-2024 Jr. Tier I Male Players Age Breakdown



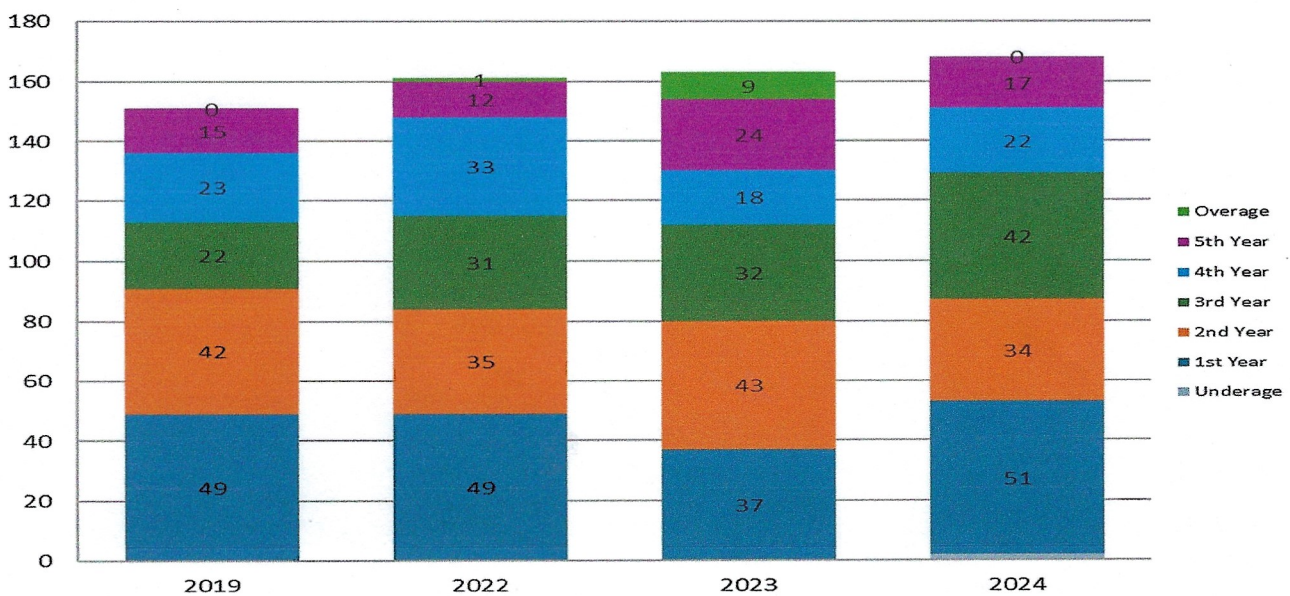
### 2019-2024 Jr. Tier II Male Players Age Breakdown



### 2019-2024 ALL Sr. Female Players Age Breakdown



### 2019-2024 ALL Jr. Female Players Age Breakdown



2024 AB Team Player Ages

Summary

Sr. Divisions	Total	2002	2002%	2001	2001%	2000	2000%	1999	1999%	1998	1998%	1997<	1997 < %
Total AB ASL (Sr. B)	147	20	14%	18	12%	14	10%	16	11%	13	9%	66	45%
Total AB Sr. C	284	18	6%	16	6%	23	8%	17	6%	17	6%	193	68%
<b>TOTAL AB Sr. Players</b>	<b>431</b>	<b>38</b>	<b>9%</b>	<b>34</b>	<b>8%</b>	<b>37</b>	<b>9%</b>	<b>33</b>	<b>8%</b>	<b>30</b>	<b>7%</b>	<b>259</b>	<b>60%</b>

Jr.Divisions	Total	2007	2007%	2006	2006%	2005	2005%	2004	2004%	2003	2003%	2002	2002%
Total AB Jr. A	72	4	6%	12	17%	20	28%	16	22%	20	28%		
Total AB Tier I	290	78	27%	66	23%	46	16%	50	17%	50	17%		
Total AB Tier II	408	131	32%	88	22%	66	16%	60	15%	62	15%	1	0%
Total AB Tier III	0												
<b>TOTAL AB Jr. Players</b>	<b>770</b>	<b>213</b>	<b>28%</b>	<b>166</b>	<b>22%</b>	<b>132</b>	<b>17%</b>	<b>126</b>	<b>16%</b>	<b>132</b>	<b>17%</b>	<b>1</b>	<b>0%</b>

Sr. Major Female Division	Total	2002	2002%	2001	2001%	2000	2000%	1999	1999%	1998	1998%	1997<	1997 < %
Total AB Sr. Major Female	53	13	25%	9	17%	3	6%	2	4%	8	15%	18	34%

Jr. Major Female Division	Total	2008	2008%	2007	2007%	2006	2006%	2005	2005%	2004	2004%	2003	2003%
Jr. B AB Major Female	168	2	1%	51	30%	34	20%	42	25%	22	13%	17	10%
<b>Total AB Major Female</b>	<b>168</b>	<b>2</b>	<b>1%</b>	<b>51</b>	<b>30%</b>	<b>34</b>	<b>20%</b>	<b>42</b>	<b>25%</b>	<b>22</b>	<b>13%</b>	<b>17</b>	<b>10%</b>

Division & Team Detail

ASL (Sr. B) Division	Total	2002	2002%	2001	2001%	2000	2000%	1999	1999%	1998	1998%	1997<	1997 < %
Calgary Sr. Mountaineers	30	4	13%	5	17%	3	10%	4	13%	5	17%	9	30%
Beaumont Outlaws	29	4	14%	2	7%	4	14%	0	0%	4	14%	15	52%
Rockyview Knights	28	6	21%	6	21%	3	11%	3	11%	3	11%	7	25%
Fort Saskatchewan Rebels	30	6	20%	1	3%	2	7%	4	13%	0	0%	17	57%
Edmonton Sr. Miners	30	0	0%	4	13%	2	7%	5	17%	1	3%	18	60%
<b>Total AB Sr. B</b>	<b>147</b>	<b>20</b>	<b>14%</b>	<b>18</b>	<b>12%</b>	<b>14</b>	<b>10%</b>	<b>16</b>	<b>11%</b>	<b>13</b>	<b>9%</b>	<b>66</b>	<b>45%</b>

DOB 2002 From 2023 Season 107  
 DOB 2002 Playing in 2024 Season 20

Sr. C Division	Total	2002	2002%	2001	2001%	2000	2000%	1999	1999%	1998	1998%	1997<	1997 < %
Airdrie Mohawks	38	1	3%	1	3%	1	3%	0	0%	0	0%	35	92%
Calgary Bears	32	1	3%	2	6%	3	9%	4	13%	4	13%	18	56%
Calgary Irish	39	3	8%	2	5%	1	3%	2	5%	2	5%	29	74%
Edmonton Miners	30	3	10%	4	13%	2	7%	3	10%	1	3%	17	57%
Lethbridge Pioneers	32	3	9%	4	13%	1	3%	1	3%	1	3%	22	69%
Mountain View Stingers	27	2	7%	2	7%	6	22%	3	11%	7	26%	7	26%
Blackfalds Silverbacks	35	3	9%	1	3%	6	17%	0	0%	1	3%	24	69%
Edmonton Warriors	24	0	0%	0	0%	0	0%	1	4%	0	0%	23	96%
Border Rage	27	2	7%	0	0%	3	11%	3	11%	1	4%	18	67%
<b>Total AB Sr. C</b>	<b>284</b>	<b>18</b>	<b>6%</b>	<b>16</b>	<b>6%</b>	<b>23</b>	<b>8%</b>	<b>17</b>	<b>6%</b>	<b>17</b>	<b>6%</b>	<b>193</b>	<b>68%</b>

DOB 2002 from 2023 Season 107  
 DOB 2002 Playing in 2024 Season 18  
 Total 2002 Playing Sr. 38

Sr. Major Female Division	Total	2002	2002%	2001	2001%	2000	2000%	1999	1999%	1998	1998%	1997<	1997 < %
Calgary Cougars	31	6	19%	6	19%	2	6%	1	3%	5	16%	11	35%
Sr. Drillers	22	7	32%	3	14%	1	5%	1	5%	3	14%	7	32%
<b>Total AB Sr. Women</b>	<b>53</b>	<b>13</b>	<b>25%</b>	<b>9</b>	<b>17%</b>	<b>3</b>	<b>6%</b>	<b>2</b>	<b>4%</b>	<b>8</b>	<b>15%</b>	<b>18</b>	<b>34%</b>

DOB 2002 from 2023 Season 24  
 DOB 2002 Playing in 2024 Season 13

Jr. A Division	Total	2007	2007%	2006	2006%	2005	2005%	2004	2004%	2003	2003%
Calgary Jr. A Mounties	25	1	4%	2	8%	7	28%	10	40%	5	20%
Calgary Jr. Raiders	25	3	12%	9	36%	8	32%	3	12%	2	8%
Saskatchewan Swat	18	4	22%	4	22%	3	17%	3	17%	4	22%
Edmonton Jr. Miners	22	0	0%	1	5%	5	23%	3	14%	13	59%
<b>Total AB Jr. A</b>	<b>72</b>	<b>4</b>	<b>6%</b>	<b>12</b>	<b>17%</b>	<b>20</b>	<b>28%</b>	<b>16</b>	<b>22%</b>	<b>20</b>	<b>28%</b>

Jr. B Tier I Division	Total	2007	2007%	2006	2006%	2005	2005%	2004	2004%	2003	2003%
Calgary Chill	25	7	28%	7	28%	3	12%	5	20%	3	12%
Calgary Mountaineers	25	7	28%	7	28%	1	4%	7	28%	3	12%
Calgary Shamrocks	25	6	24%	5	20%	3	12%	4	16%	7	28%
Edmonton Warriors	25	4	16%	2	8%	5	20%	7	28%	7	28%
Fort Saskatchewan Rebels	25	6	24%	5	20%	6	24%	3	12%	5	20%
Winnipeg Blizzard	25	2	8%	1	4%	12	48%	6	24%	4	16%
Crude Lacrosse Club	19	6	32%	7	37%	4	21%	1	5%	1	5%
Mountain View Mavericks	25	6	24%	7	28%	5	20%	3	12%	4	16%
Okotoks Marauders	24	9	38%	7	29%	1	4%	3	13%	4	17%
Red Deer Rampage	24	2	8%	6	25%	4	17%	6	25%	6	25%

Regina Queen City Kings	25				4	16%	12	48%	2	8%	3	12%	4	16%
Rockyview Silvertips	25				6	24%	5	20%	4	16%	4	16%	6	24%
Saskatchewan SWAT	23				10	43%	8	35%	2	9%	1	4%	2	9%
Southern Alberta Rockies	23				11	48%	2	9%	5	22%	4	17%	1	4%
Beaumont Outlaws	25				8	32%	6	24%	5	20%	3	12%	3	12%
<b>Total AB Tier I</b>	<b>290</b>				<b>78</b>	<b>27%</b>	<b>66</b>	<b>23%</b>	<b>46</b>	<b>16%</b>	<b>50</b>	<b>17%</b>	<b>50</b>	<b>17%</b>

Jr. B Tier II Division	Total				2007	2007%	2006	2006%	2005	2005%	2004	2004%	2003	2003%	2002	2002%
Calgary Axemen	24				11	46%	5	21%	2	8%	2	8%	4	17%		
Calgary Bandits	29				7	24%	10	34%	3	10%	3	10%	6	21%		
Calgary Wranglers	30				9	30%	8	27%	8	27%	3	10%	2	7%		
Crude T2	30				12	40%	3	10%	5	17%	5	17%	5	17%		
Edmonton Warriors	23				12	52%	3	13%	4	17%	2	9%	2	9%		
High River Heat	27				10	37%	3	11%	6	22%	6	22%	2	7%		
Lloydminster Xtreme	24				8	33%	3	13%	6	25%	4	17%	3	13%		
Lakeland Heat	26				6	23%	5	19%	6	23%	2	8%	7	27%		
Mountain View Stingers	20				5	25%	6	30%	3	15%	2	10%	3	15%	1	5%
Parkland Posse	24				5	21%	5	21%	3	13%	1	4%	10	42%		
Red Deer Renegades	24				6	25%	3	13%	3	13%	5	21%	7	29%		
Rockyview Rage	24				2	8%	10	42%	3	13%	7	29%	2	8%		
Sherwood Park Titans	26				12	46%	6	23%	2	8%	3	12%	3	12%		
Southern Alberta Chaos	22				9	41%	5	23%	2	9%	1	5%	5	23%		
Strathmore Venom	29				12	41%	8	28%	6	21%	3	10%	0	0%		
Sylvan Lake Yetti	26				5	19%	5	19%	4	15%	11	42%	1	4%		
<b>Total AB Tier II</b>	<b>408</b>				<b>131</b>	<b>32%</b>	<b>88</b>	<b>22%</b>	<b>66</b>	<b>16%</b>	<b>60</b>	<b>15%</b>	<b>62</b>	<b>15%</b>	<b>1</b>	<b>0%</b>

Jr. B Tier III Division	Total				2007	2007%	2006	2006%	2005	2005%	2004	2004%	2003	2003%
	0					#DIV/0!		#DIV/0!		#DIV/0!		#DIV/0!		#DIV/0!
<b>Total AB Tier III</b>	<b>0</b>													

TOTAL AB Male Jr. Players	Total				2007	2007%	2006	2006%	2005	2005%	2004	2004%	2003	2003%	2002	2002%
	770				213	28%	166	22%	132	17%	126	16%	132	17%	1	0%

DOB 2007 from 2023 Season 369  
DOB 2007 Playing in 2024 Season 213

Jr. B Ladies Division	Total				2008	2008%	2007	2007%	2006	2006%	2005	2005%	2004	2004%	2003	2003%
Calgary Cardinals	24						5	21%	6	25%	11	46%	1	4%	1	4%
Capital Region Saints	23						12	52%	3	13%	3	13%	2	9%	3	13%
Okotoks Raiders	19						6	32%	3	16%	7	37%	1	5%	2	11%
Red Deer Riot	22				2	9%	6	27%	1	5%	8	36%	4	18%	1	5%
Rockyview Silvertips	28						6	21%	7	25%	3	11%	9	32%	3	11%
Sherwood Park Titans	28						8	29%	8	29%	5	18%	5	18%	2	7%
St. Albert Drillers	24						8	33%	6	25%	5	21%	0	0%	5	21%
<b>Total AB Jr. B Ladies</b>	<b>168</b>				<b>2</b>	<b>1%</b>	<b>51</b>	<b>30%</b>	<b>34</b>	<b>20%</b>	<b>42</b>	<b>25%</b>	<b>22</b>	<b>13%</b>	<b>17</b>	<b>10%</b>

DOB 2007 from 2023 Season 75  
DOB 2007 Playing in 2024 Season 51