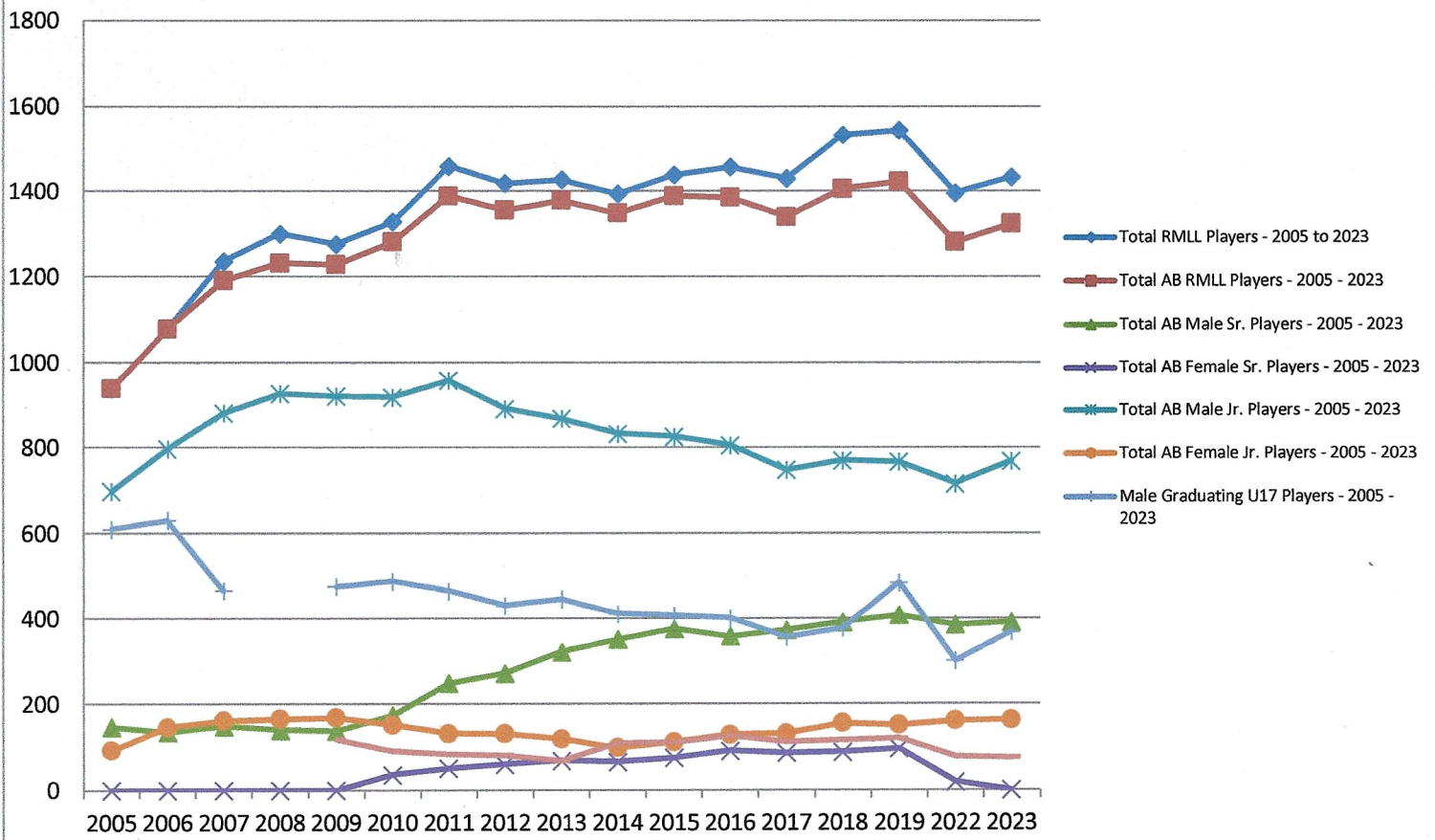
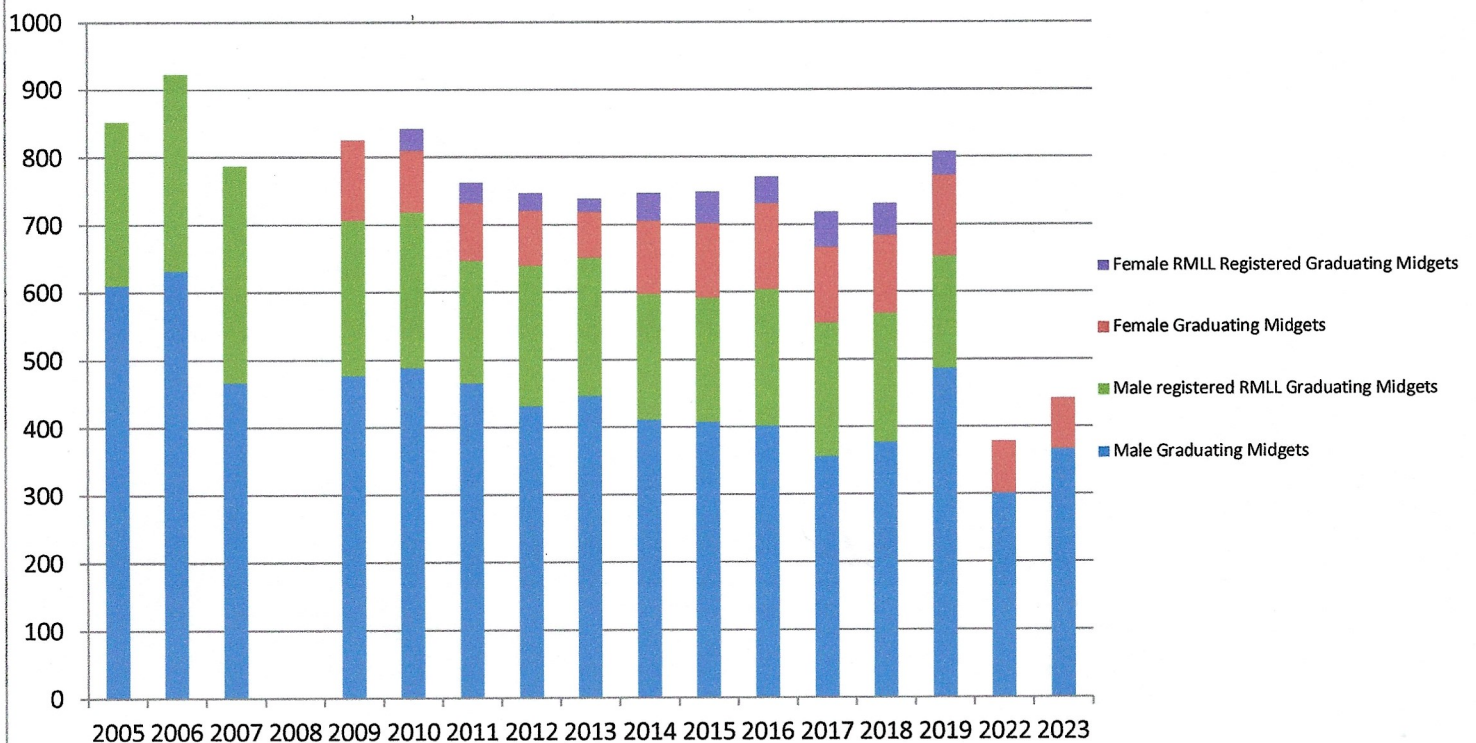


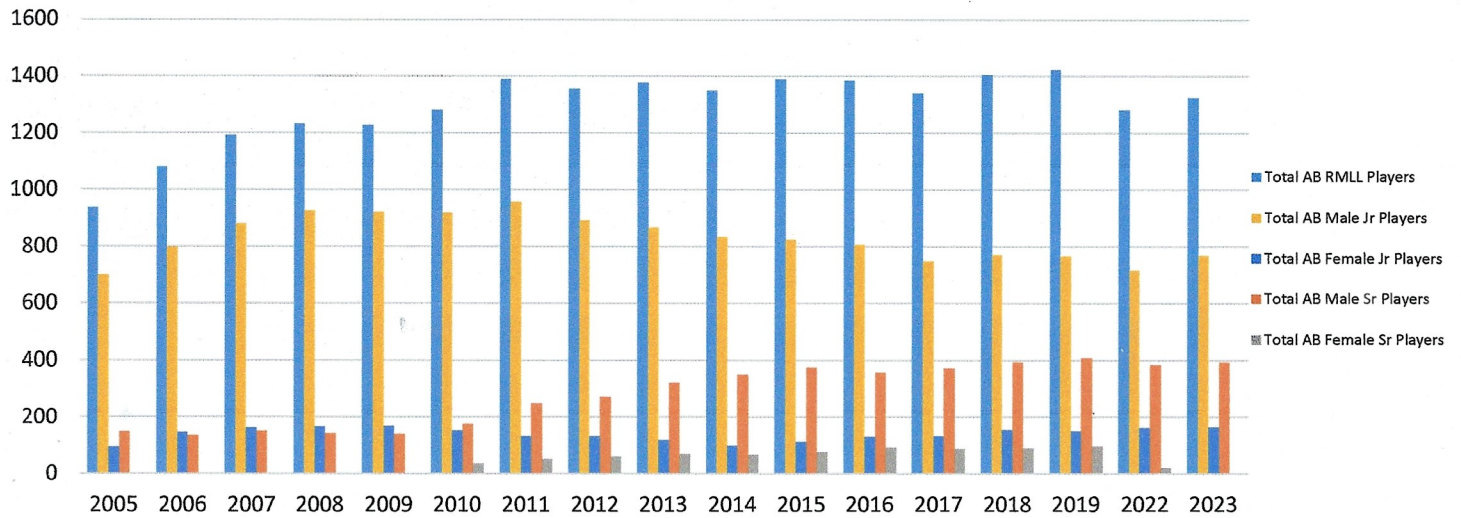
RMLL Players and Graduating U17 Players - 2005 to 2023



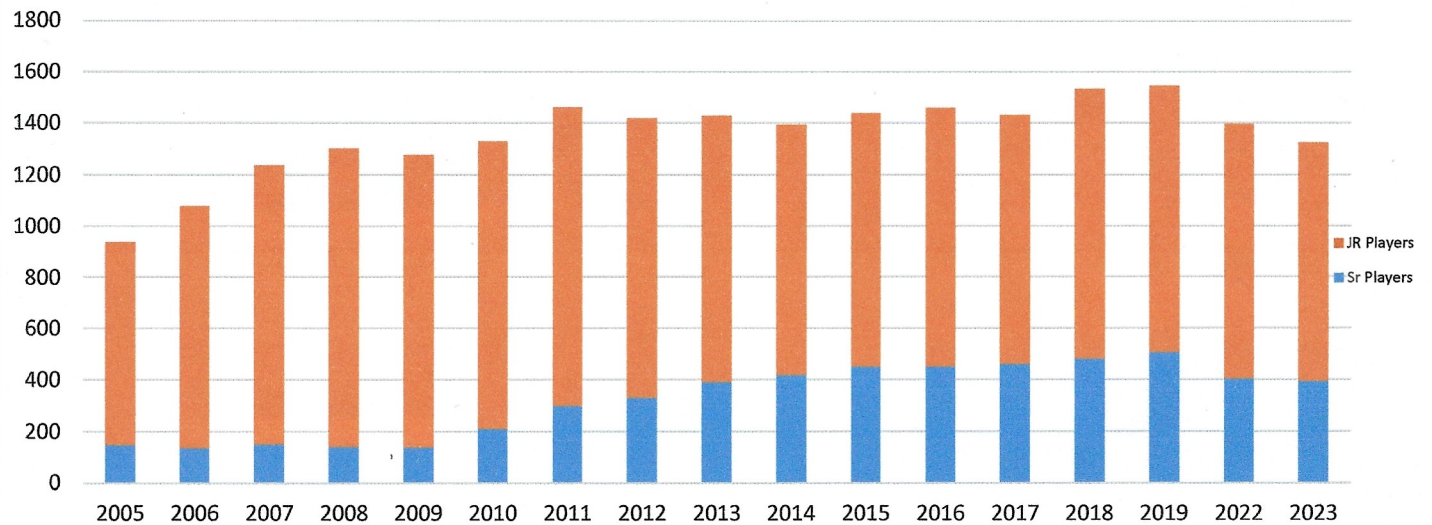
Graduating U17 Players - Male and Female



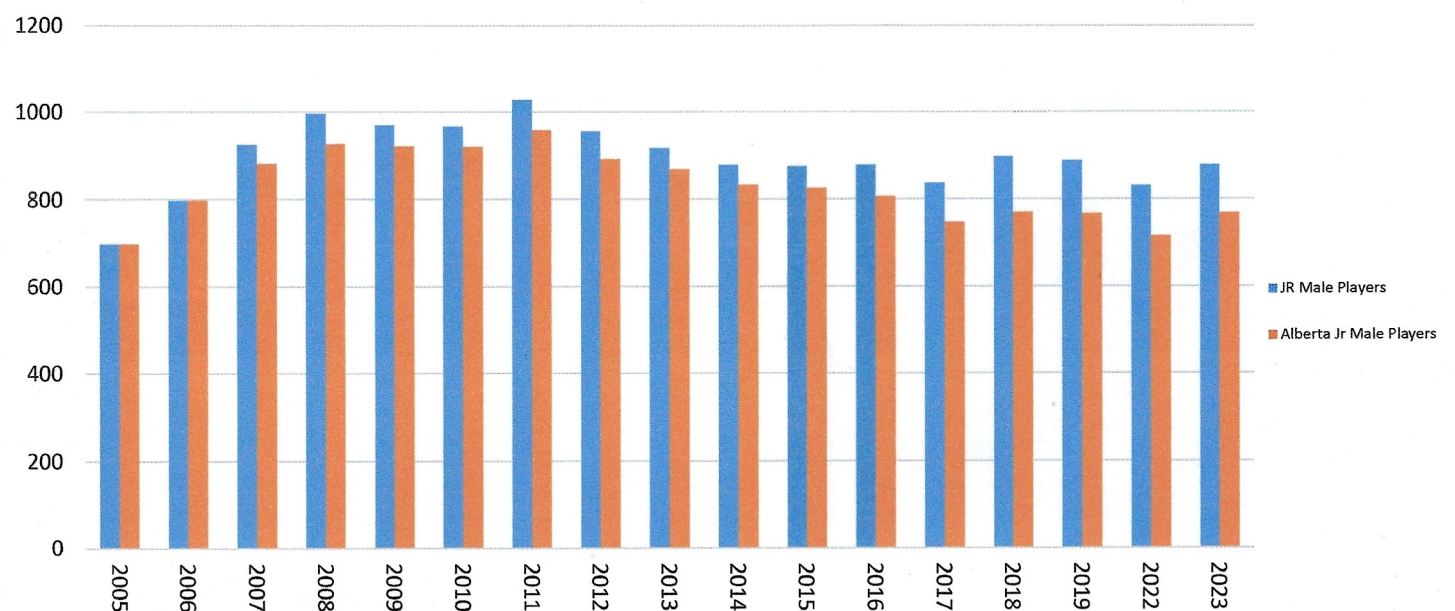
Alberta Players Breakdown All Divisions



Total Sr and Jr Players



Jr Players Breakdown



RMLL Teams - 2000 to 2023

The graph illustrates the growth and composition of RMLL teams over a 24-year period. The total number of teams grew from approximately 11 in 2000 to a peak of nearly 70 in 2011, before declining to around 57 by 2023. Junior teams (both male and female) have shown a steady increase, with male junior teams reaching a plateau around 40 and female junior teams around 7. Senior teams (both male and female) have remained relatively low, with male senior teams showing a slight upward trend and female senior teams remaining near zero.

Year	Total RMLL Teams	Total Male Sr. Teams	Total Sr. Female Teams	Total Male Jr. Teams	Total Female Jr. Teams
2000	11	0	0	0	0
2001	12	0	0	0	0
2002	18	4	0	14	0
2003	23	6	0	17	0
2004	31	6	0	25	0
2005	36	6	0	24	0
2006	53	6	0	39	8
2007	59	6	0	45	8
2008	59	5	0	46	8
2009	60	6	0	46	8
2010	58	6	2	43	6
2011	69	11	3	49	6
2012	66	12	3	45	6
2013	63	12	3	42	6
2014	63	13	3	42	5
2015	61	14	3	39	5
2016	62	14	4	38	6
2017	63	15	4	36	7
2018	67	15	4	40	7
2019	65	14	4	40	6
2020	57	13	1	36	7
2021	57	13	0	37	7
2022	57	13	0	37	7
2023	57	13	0	37	7

Division Teams - 2000 to 2023

This stacked bar chart illustrates the growth of Division Teams from 2000 to 2023. The Y-axis represents the total number of teams, ranging from 0 to 80. The X-axis lists the years. Each bar is composed of segments representing different categories: Sr. B (blue), Sr. C (red), Sr. Female (green), Jr. A (purple), Jr. B Tier I (teal), Jr. B Tier II (orange), Jr. B Tier III (light blue), Jr. A Female (pink), and Jr. B Female (light green). The total number of teams shows a general upward trend, peaking in 2011 and 2018.

Year	Sr. B	Sr. C	Sr. Female	Jr. A	Jr. B Tier I	Jr. B Tier II	Jr. B Tier III	Jr. A Female	Jr. B Female	Total
2000	6	0	0	0	0	0	0	0	0	6
2001	6	0	0	0	0	0	0	0	0	6
2002	4	0	0	0	0	0	0	0	0	4
2003	6	2	0	0	0	0	0	0	0	8
2004	6	2	0	0	0	0	0	0	0	8
2005	6	2	0	0	0	0	0	0	0	8
2006	6	4	0	0	0	0	0	0	0	10
2007	6	4	0	0	0	0	0	0	0	10
2008	5	4	0	0	0	0	0	0	0	9
2009	6	4	0	0	0	0	0	0	0	10
2010	6	2	0	0	0	0	0	0	0	8
2011	6	5	3	4	11	21	13	0	6	69
2012	6	6	3	4	10	21	10	0	6	66
2013	6	6	3	4	11	19	8	1	5	63
2014	6	7	3	4	11	20	7	2	3	63
2015	6	8	3	4	11	18	6	0	5	61
2016	6	8	4	5	12	17	4	0	6	62
2017	7	8	5	5	12	15	4	0	7	63
2018	7	8	5	5	15	18	2	0	7	67
2019	6	8	5	4	15	19	2	0	6	65
2022	5	8	1	4	15	17	0	0	7	57
2023	5	8	0	4	15	18	0	0	7	57

Total Teams

Division	2023	2022	2019	2018	2017	2016	2015	2014	2013	2012	2011	2010	2009	2008	2007	2006	2005
ASL (Sr. B)	5	5	6	7	7	6	6	6	6	6	6	6	6	5	6	6	6
Sr. C	8	8	8	8	8	8	8	7	6	6	5	0	0	0	0	0	0
Major Sr. Female	0	1	5	5	5	4	3	3	3	3	2	0	0	0	0	0	0
Jr. A	4	4	4	5	5	5	4	4	4	4	4	4	4	4	4	4	2
Jr. B Tier I	15	15	15	15	12	12	11	11	11	10	11	10	9	10	9	8	6
Jr. B Tier II	18	17	19	18	15	17	18	20	19	21	21	15	16	17	17	14	16
Jr. B Tier III	0	0	2	2	4	4	6	7	8	10	13	14	17	15	15	13	0
Major Jr. A Female	0	0	0	0	0	0	0	2	1	0	0	0	0	0	0	0	0
Major Jr. B Female	7	7	6	7	7	6	5	3	5	6	6	7	8	8	8	8	6
Total	57	57	65	67	63	62	61	63	63	66	69	58	60	59	59	53	36

Total Players

Division	2023	2022	2019	2018	2017	2016	2015	2014	2013	2012	2011	2010	2009	2008	2007	2006	2005
ASL (Sr. B)	145	138	160	170	174	150	149	144	150	149	148	174	138	140	149	135	147
Sr. C	247	247	248	222	199	208	227	207	172	123	100	0	0	0	0	0	0
Total Male Senior	392	385	408	392	373	358	376	351	322	272	248	174	138	140	149	135	147

Total Jr. A	89	93	97	110	111	120	92	90	93	93	93	97	91	94	94	93	49
Total AB Jr. A	75	75	74	89	90	96	92	90	93	93	93	97	91	94	94	93	49
Total Jr. B Tier I	360	361	351	355	297	284	260	245	258	237	260	238	211	233	208	182	144
Total AB Jr. B Tier I	292	286	281	281	248	236	211	199	209	188	211	213	186	185	183	182	144
Total Jr. B Tier II	429	377	412	400	353	385	409	403	402	443	443	325	317	356	346	278	341
Total AB Jr. B Tier II	402	355	412	400	353	385	409	403	402	429	422	303	294	356	346	278	341
Total Jr. B Tier III	0	0	28	32	77	89	114	141	164	182	232	306	350	312	278	244	164
Total AB Jr. B Tier III	0	0	0	0	57	89	114	141	164	182	232	306	350	292	258	244	164
Total Male Junior	878	831	888	897	838	878	875	873	917	955	1028	966	989	995	926	797	698
Total AB Male Junior	769	716	767	770	748	806	826	839	868	892	958	919	921	927	881	797	698

Total Major Sr. Female	0	19	97	89	87	92	75	66	69	60	51	36	0	0	0	0	0
------------------------	---	----	----	----	----	----	----	----	----	----	----	----	---	---	---	---	---

Jr. A Female	0	0	0	0	0	0	0	39	22	0	0	0	0	0	0	0	
Jr. B Female	163	161	151	155	132	129	112	59	97	131	132	152	169	165	161	146	93
Total Major Junior Female	163	161	151	155	132	129	112	98	119	131	132	152	169	165	161	146	93

Jr. Total	1041	992	1039	1052	970	1007	987	977	1036	1086	1160	1118	1138	1160	1087	943	791
Jr. AB Total	932	877	918	925	880	935	938	931	987	1023	1090	1071	1090	1092	1042	943	791
Sr. Total	392	404	505	481	460	450	451	417	391	332	299	210	138	140	149	135	147

TOTAL RMLL PLAYERS	1433	1396	1544	1533	1430	1457	1438	1394	1427	1418	1459	1328	1276	1300	1236	1078	938
Total RMLL AB Registered Players	1324	1281	1423	1406	1340	1385	1389	1348	1378	1355	1389	1281	1228	1232	1191	1078	938

Total Player Registration By Team

ASL (Sr. B) Division	2023	2022	2019	2018	2017	2016	2015	2014	2013	2012	2011	2010	2009	2008	2007	2006	2005
Calgary Sr. Mountaineers	31	27	30	25	25	25	25	25	25	25	25	30	17	23	21	23	
Calgary Sr. Raiders (folded)	0	0	28	22	25	24	25	25	25	25	25	30	26	26	25	22	
Red Deer Rage (folded)	0	0	0	0	0	0	0	0	0	0	0	0	0	0	17	18	
Blackfalds Silverbacks (folded)	0	0	0	25	23	0	0	0	0	0	0	0	0	0	0	0	
Rockyview Knights	27	30	23	25	25	25	25	25	25	25	25	30	29	32	28	25	
Beaumont Outlaws	30	24	26	25	26	26	25	24	25	24	25	28	29	28	30	25	
Edmonton Sr. Miners	27	30	28	25	25	25	24	25	25	25	25	30	18	0	0	0	0
Fort Saskatchewan Rebels (Warriors/Slash/Rams)	30	27	25	23	25	25	25	20	25	25	25	23	26	19	31	28	22
Total Sr. B Players	145	138	160	170	174	150	149	144	150	149	148	174	138	140	149	135	147
Total Sr. B Teams	5	5	6	7	7	6	6	6	6	6	6	6	6	5	6	6	6

Sr. C Division	2023	2022	2019	2018	2017	2016	2015	2014	2013	2012	2011	2010	2009	2008	2007	2006	2005
Airdrie Mohawks	34	32	32	31	32	33	34	37	0	0	0	0	0	0	0	0	0
Calgary Irish	35	34	28	25	19	31	37	29	37	34	19	0	0	0	0	0	0
Calgary Bears	34	33	0	0	0	0	0	0	0	0	0	0	0	0	0	0	0
Lethbridge Pioneers	0	0	0	20	22	23	27	21	23	20	18	0	0	0	0	0	0
Grande PrairieChiefs	0	0	0	0	19	20	22	0	0	0	0	0	0	0	0	0	0
Okotoks Erratic	0	0	25	30	27	25	32	29	31	25	17	0	0	0	0	0	0
Mountain View Stingers	27	28	23	0	0	0	0	0	0	0	0	0	0	0	0	0	0
Blackfalds Silverbacks	27	30	34	32	23	28	30	31	29	25	25	0	0	0	0	0	0
Edmonton Miners	27	29	39	34	0	0	0	0	0	0	0	0	0	0	0	0	0
Sr. C Warriors (Tomahawks)	35	33	38	28	30	24	19	34	30	19	21	0	0	0	0	0	0
Border Rage	28	28	29	22	27	24	26	26	22	21	0	0	0	0	0	0	0
Total Sr. C Players	247	247	248	222	199	208	227	207	172	123	100	0	0	0	0	0	0
Total Sr. C Teams	8	8	8	8	8	8	8	7	6	6	5	0	0	0	0	0	0

[illegible]

Crowsnest Pass Ravens	0	0	0	0	0	0	17	19	16	18	18	0	0	0	0	0	0
Fort McMurray Wolves	0	0	0	0	0	0	0	0	0	0	0	18	14	16	10	0	0
Grande Prairie Jr. Thrashers	0	0	0	0	0	0	0	0	0	0	0	23	24	0	0	0	0
High River Heat	0	0	0	0	0	28	21	30	26	22	23	24	21	24	0	0	0
Innisfail Yetti's	0	0	0	0	0	0	0	0	0	0	0	17	0	0	0	0	0
Kitscoty Chaos Drillers	0	0	0	0	0	0	0	0	0	0	0	24	15	0	0	0	0
Lacoka Locos	0	0	0	0	0	0	0	0	0	18	13	0	0	0	0	0	0
Lethbridge T Cudas (Thunder)	0	0	0	0	0	15	18	21	18	20	0	0	18	25	18	0	0
Lloydminster Brutes	0	0	0	0	0	0	0	0	0	0	0	24	0	20	22	0	0
Medicine Hat Sun Devils	0	0	0	0	0	0	0	18	17	14	10	19	21	24	20	16	0
Okotoks Icemen	0	0	0	0	0	0	0	0	0	0	20	24	19	22	20	0	0
Olds Mavericks	0	0	0	0	0	0	19	0	0	0	0	0	0	0	0	0	0
Olds Stingers	0	0	0	0	16	15	18	22	23	19	20	0	22	18	0	21	0
Rockyview Silvertips	0	0	0	0	0	0	0	0	0	14	19	25	20	25	0	0	0
Rural House League	0	0	0	0	0	0	0	0	0	0	0	0	0	0	0	0	85
Strathmore Venom	0	0	0	0	0	0	0	0	0	0	17	25	29	22	21	22	0
Strathmore Venom 2	0	0	0	0	0	0	0	0	0	0	0	0	0	21	0	0	0
Vermilion Roar	0	0	0	0	0	0	0	0	0	0	0	0	0	0	21	18	0
Wainwright Wolfpack	0	0	0	0	0	0	0	0	0	0	0	18	16	0	0	21	0
West Kootenay Timberwolves	0	0	14	16	0	0	0	0	0	0	0	0	0	0	0	0	0
Westlock Rock	0	0	0	0	0	0	0	0	0	0	0	0	18	0	0	0	0
Total Jr. B Tier III AB Players	0	0	0	0	57	89	114	141	164	182	232	306	350	292	258	244	164
Total Jr. B Tier III Players	0	0	28	32	77	89	114	141	164	182	232	306	350	312	278	244	164
Total Jr. B Tier III Teams	0	0	2	2	4	4	6	7	8	10	13	14	17	15	15	13	

Major Sr. Female Division		2023	2022	2019	2018	2017	2016	2015	2014	2013	2012	2011	2010	2009	2008	2007	2006	2005
Calgary Cougars		0	19	26	20	20	27	28	26	28	23	22	20	0	0	0	0	0
Beaumont Bandits		0	0	15	16	26	22	24	18	20	16	7	0	0	0	0	0	0
Red Deer Rage		0	0	25	23	18	24	23	22	21	21	22	16	0	0	0	0	0
Rockyview Attack		0	0	17	16	14	0	0	0	0	0	0	0	0	0	0	0	0
Sherwood Park Titans		0	0	14	14	9	19	0	0	0	0	0	0	0	0	0	0	0
Total Major Sr. Female Players		0	19	97	89	87	92	75	66	69	60	51	36	0	0	0	0	0
Total Major Sr. Female Teams		0	1	5	5	5	4	3	3	3	3	3	2	0	0	0	0	0

Major Jr. A Female Division		2023	2022	2019	2018	2017	2016	2015	2014	2013	2012	2011	2010	2009	2008	2007	2006	2005
Calgary Cardinals		0	0	0	0	0	0	0	19	0	0	0	0	0	0	0	0	0
Sherwood Park Titans		0	0	0	0	0	0	0	20	22	0	0	0	0	0	0	0	0
Total Major Jr. A Female Players		0	0	0	0	0	0	0	39	22	0	0	0	0	0	0	0	0
Total Major Jr. A Female Teams		0	0	0	0	0	0	0	2	1	0	0	0	0	0	0	0	0

Major Jr. B Female Division		2023	2022	2019	2018	2017	2016	2015	2014	2013	2012	2011	2010	2009	2008	2007	2006	2005
Calgary Axemen Snipers		0	0	0	23	17	25	22	25	17	25	25	24	34	22	20	20	0
Calgary Cardinals		29	26	27	26	17	23	29	0	23	24	22	22	21	23	21	15	
Calgary Sabrecats Jr. Ladies		0	0	0	0	0	0	0	0	0	19	25	23	22	22	23	15	
St. Albert Drillers		25	28	24	20	22	20	17	15	19	22	20	19	19	20	23	20	
Red Deer Riot		18	15	0	0	0	0	0	0	0	0	0	0	14	19	19	18	
Okotoks Raiders		20	22	24	14	14	0	0	0	0	0	0	0	0	0	0	0	0
Rockyview Silvertips		24	30	26	23	22	20	0	0	0	0	0	0	0	0	19	20	
Sherwood Park Titans		25	20	21	26	24	20	17	0	22	22	24	16	15	18	18		
Capital Region Saints (Warriors)		22	20	29	23	16	21	27	19	18	19	18	22	22	23	18	20	0
Strathmore Venom Ladies		0	0	0	0	0	0	0	0	19	0	0	18	21	21	0	0	0
Total Major Jr. Female Players		163	161	151	155	132	129	112	59	97	131	132	152	169	165	161	146	93
Total Major Jr. Female Teams		7	7	6	7	7	6	5	3	5	6	6	7	8	8	8	8	6