

2023 Team, Player, and Division Summary

2023 was the first traditional season since 2019 without any COVID implications/delays. Although we lost one team, the Calgary Cougars, which ended up in the unfortunate loss of the Senior Major Female Division, we acquired the Westlock Rock back in the Tier II Division, so we ended up with 57 teams the same number of teams as in the 2022 season. Of the 57 RMLL teams, 5 teams are from outside of Alberta.

The total number of players registered to RMLL teams in 2023 was 1,433 of which 1,324 were registered to Alberta teams. Although the total number of players increased over 2022 by 37, the 2022 total number of players is a decrease of 111 from 2019. The total number of players registered to AB RMLL teams increased by 43 over 2022 but is a decrease of 99 2019. The number of 2023 Senior players decreased by 12 over 2022 (113 from 2019) with Sr. C staying even, ASL (S. B) increasing by 7 (decrease of 15 from 2019) and Sr. Major Female decreasing by 19. The overall number of Junior players increased by 49 (increase of 2 over 2019) with players registered to Alberta RMLL teams increasing by 55 (increase from 2019 of 14) with Jr. Ladies increasing by 2 (increase of 12 over 2019) and Jr. Male increasing by 53 over 2022 (increase of 2 over 2019).

2023 Total RMLL Players – 1,433 (2022: 1,396) (2019: 1,544)

2023 RMLL Alberta Team Registered Players – 1,324 (2022: 1,281) (2019: 1,423)

2023 RMLL Unassigned Alberta RAMP Registered Players – 118 (2022: 142) (2019: 91)

2023 RMLL Senior Players (Female & Male) – 392 (2022: 404) (2019: 505)

2023 RMLL Junior Players (Female & Male) – 1041 (2022: 992) (2019: 1,039)

2023 RMLL Alberta Junior Players (Female & Male) – 932 (2022: 877) (2019: 918)

RMLL Unassigned – 118 (2022: 142) players (2019: 91)

Senior Male – 28 (2022: 27) (2019: 31)

Senior Major Female – 6 (2022: 8) (2019: 4)

Jr. Male – 58 (2022: 89) (2019: 47)

Jr. Major Female – 26 (2022: 18) (2019: 9)

New Teams – 1

Jr. B Tier II Division – Westlock Rock

Folded Teams – 1

Sr. Major Female Division

Calgary Cougars

Tier Changes – 0

Out-of-Province Teams – 5

Jr. A Division – Saskatchewan Swat

Jr. B Tier I Division – Winnipeg Blizzard, Saskatchewan Swat and Regina Queen City Kings

Jr. B Tier II Division – Cranbrook Blackwolves

Exemptions

30 Requests – 18 males; 12 females – all approved (2022: 23 Requests – 6 males; 17 females)

CALL – 10 males and 2 females

CDLA – 1 male and 7 females

GELC – 1 male and 3 females

SALA – 0

Rural – 0

Wheatland – 6 males

Graduating Players from 2022 Season

Male Graduating Juniors (DOB 2001) – 104

Male DOB 2001 playing in RMLL in 2023 – 22

Female Graduating Juniors (DOB 2001) – 14

Female DOB 2001 playing in RMLL in 2023 – 0

Male Graduating U17 (DOB 2006) – 301

Male DOB 2006 playing in RMLL in 2023 – 180

Female Graduating U17 (DOB 2006) – 78

Female DOB playing in RMLL in 2023 - 37

2023 Teams

ASL (Sr. B Division) – 5 teams; 145 players (2022: 5 teams; 138 players) (2019: 6 teams; 160 players)

Calgary Sr. Mountaineers, Fort Saskatchewan Rebels, Rockyview Knights, Beaumont Outlaws and Edmonton Sr. Miners.

Sr. C Division – 8 teams; 247 players (2022: 8 teams; 247 players) (2019: 8 teams; 248 players)

Airdrie Mohawks, Blackfalds Silverbacks, Calgary Bears, Calgary Irish, Edmonton Sr. Warriors, Mountain View Stingers, Edmonton Miners, and Border Rage.

Sr. Major Female Division – 0 teams; 0 players (2022: 1 team; 19 players) (2019: 5 teams; 97 players)

Calgary Cougars.

Jr. A Division – 4 teams; 89 (75 AB) players (2022: 4 teams; 93 (75 AB) players) (2019: 4 teams; 97 players – 74 AB)

Calgary Mountaineers, Calgary Raiders, Edmonton Miners, and Saskatchewan Swat.

Jr. B Tier I Division – 15 teams; 360 (292 AB) players (2022: 15 teams; 361 (286 AB) players) (2019: 15 teams; 351 players – 281 AB)

Calgary Chill, Calgary Mountaineers, Calgary Shamrocks, Edmonton Warriors, Winnipeg Blizzard, St. Albert Crude, Okotoks Marauders, Red Deer Rampage, Rockyview Silvertips, Saskatchewan Swat, Fort Saskatchewan Rebels, Beaumont Outlaws, Lethbridge Barracudas, Mountain View Mavericks and Regina Queen City Kings.

Jr. B Tier II Division - 18 teams; 429 (402 AB) players (2022: 17 teams; 377 (355 AB) players) (2019: 19 teams; 412 players)

Calgary Axemen, Calgary Wranglers, Edmonton Warriors, Parkland Posse, Sylvan Lake Yetti, High River Heat, Lloydminster Xtreme, Lakeland Heat, Red Deer Renegades, Sherwood Park Titans, Southern

Alberta Chaos, Strathmore Venom, Calgary Bandits, Rockyview Rage, Crude T2, Mountain View Stingers, Westlock Rock and Cranbrook Blackwolves.

Jr. B Tier III Division – 0 teams; 0 players (2022: 0 teams) (2019: 2 teams; 0 AB players)

Jr. B Major Female Division – 7 teams; 163 players (2022: 7 teams; 161 players) (2019: 6 teams; 151 players)

Calgary Cardinals, Capital Region Saints, Okotoks Raiders, Red Deer Riot, Sherwood Park Titans, Rockyview Silvertips and St. Albert Drillers.

2023 AB Teams Under a Minor Body Corporate (ALA Member)

17 teams (2022: 17 Teams) (2019: 24 teams)

ASL (Sr. B) Division – Rockyview Knights

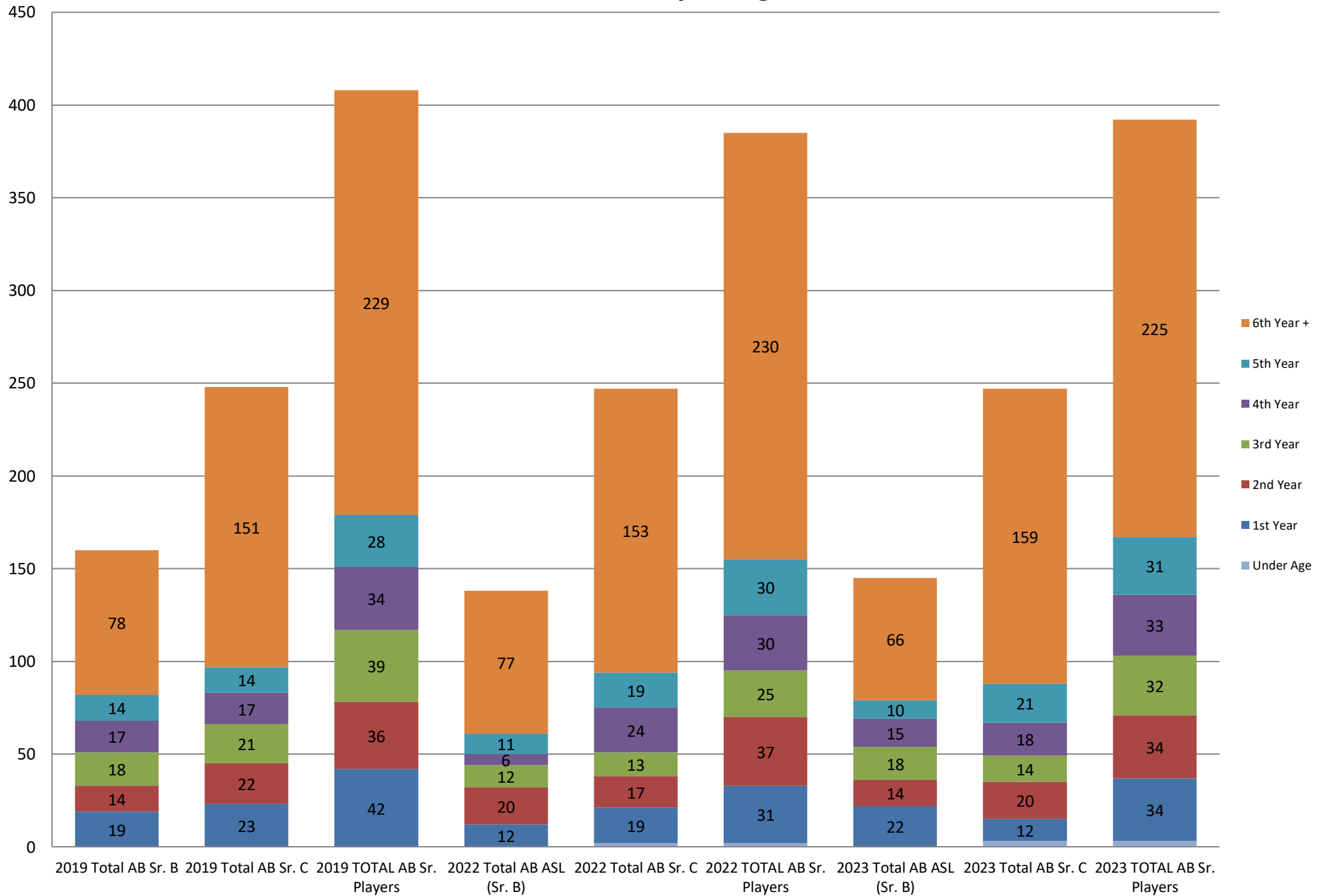
Sr. C Division – Edmonton Warriors

Jr. B Tier I Division – Lethbridge Barracudas and Edmonton Warriors

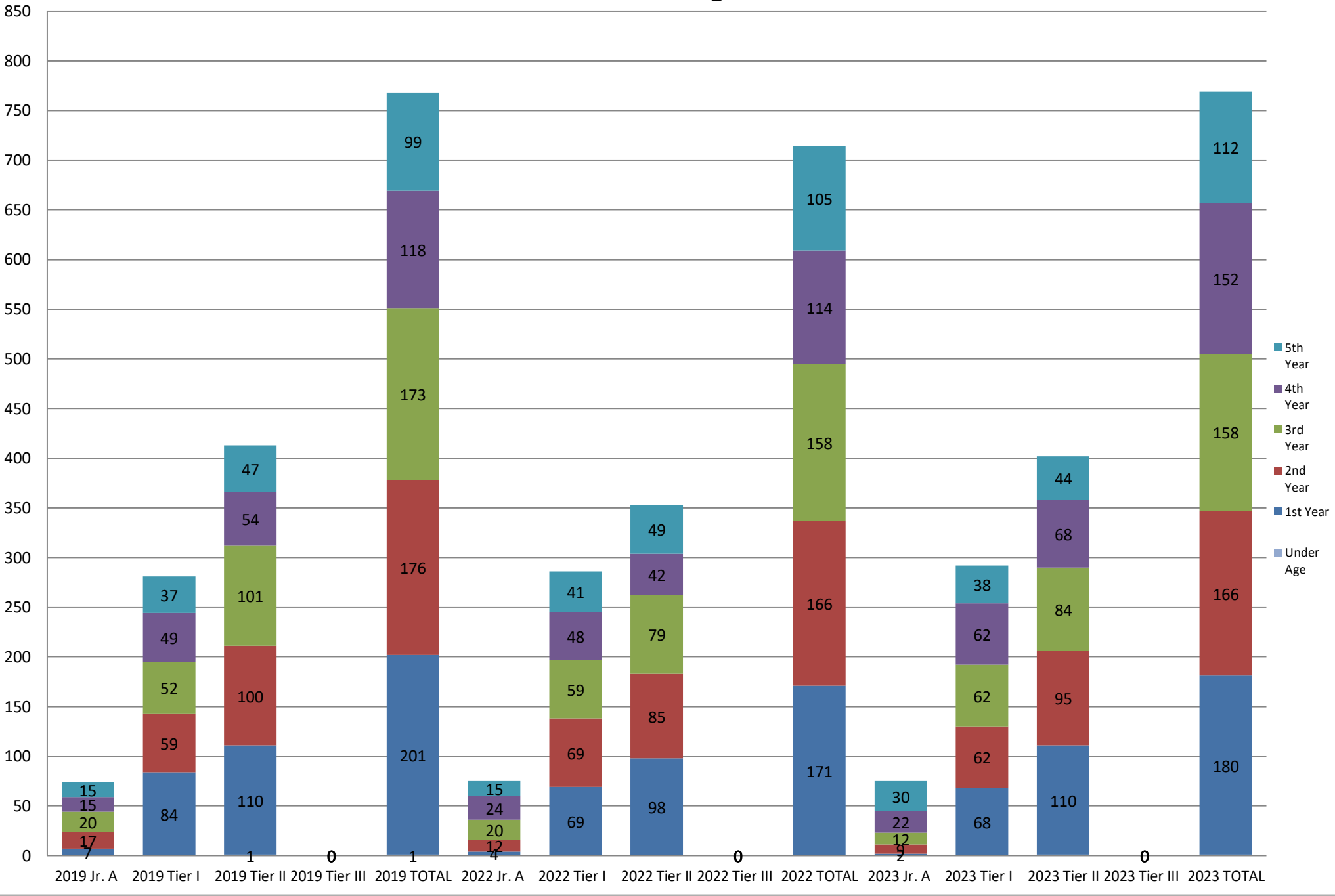
Jr. B Tier II Division – Calgary Wranglers, Rockyview Rage, Edmonton Warriors, Calgary Axemen, Calgary Bandits, High River Heat, Lakeland Heat, Parkland Posse, Strathmore Venom and Westlock Rock.

Jr. Major Female – Calgary Cardinals, Rockyview Silvertips and Okotoks Raider

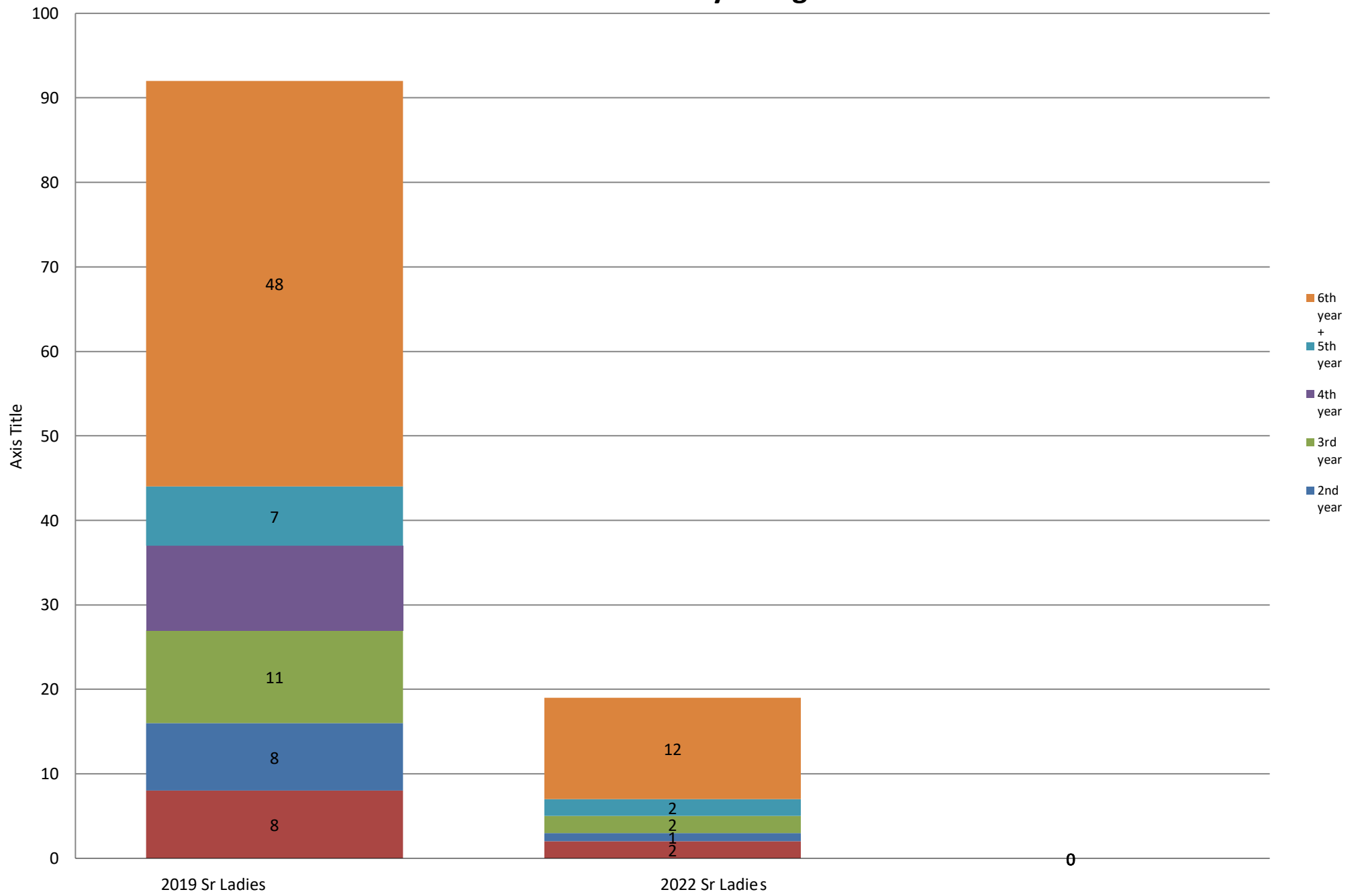
2019-2023 Sr. Male Players Age Breakdown



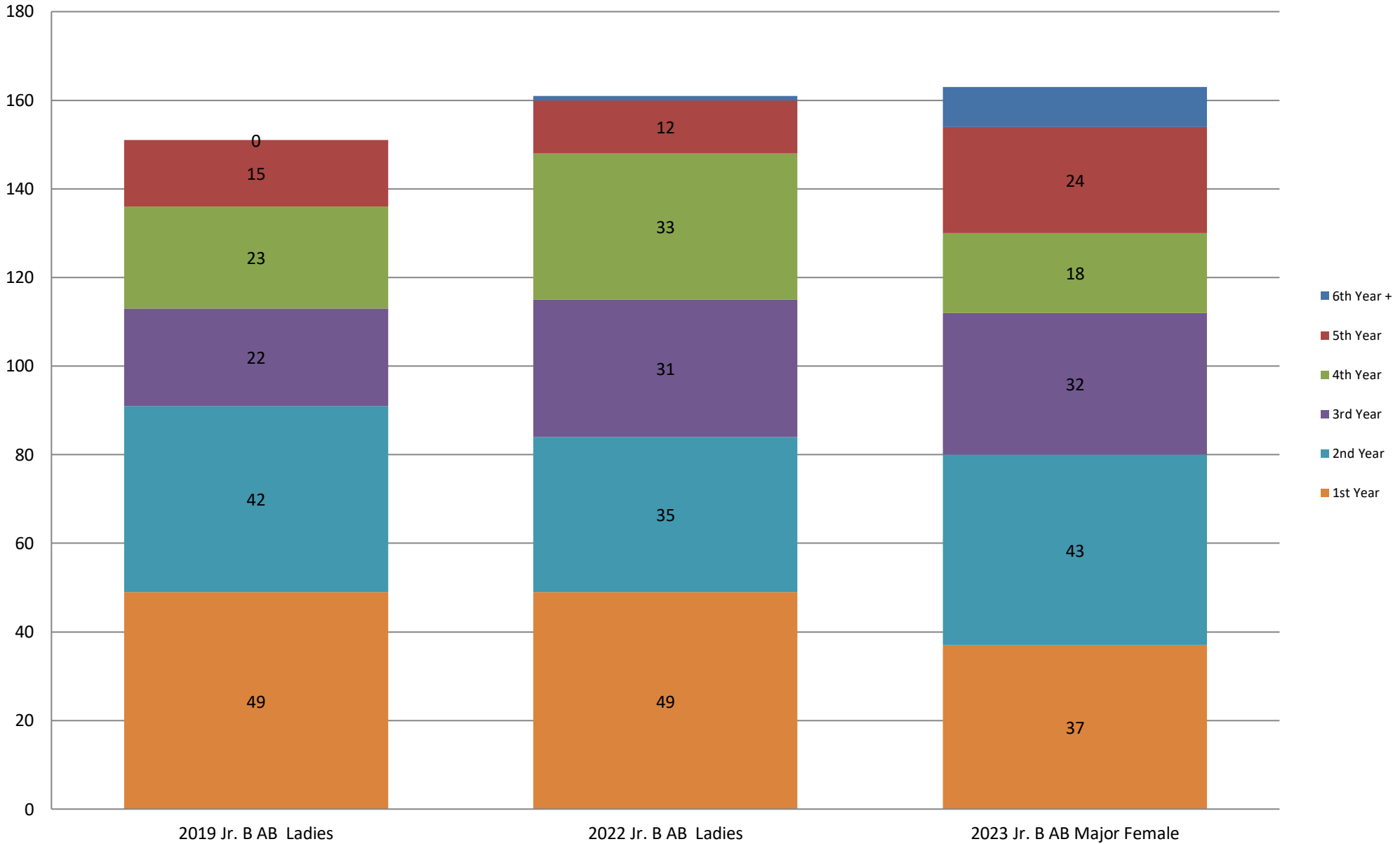
2019-2023 Jr. Male Age Breakdown



2019-2023 Sr. Female Players Age Breakdown



2019-2023 Jr. Female Age Breakdown



2023 AB Team Player Ages

Summary

Sr. Divisions	Total	2002>	2002>%	2001	2001%	2000	2000%	1999	1999%	1998	1998%	1997	1997%	1996<	1996 < %
Total AB ASL (Sr. B)	145			22	15%	14	10%	18	12%	15	10%	10	7%	66	46%
Total AB Sr. C	247	3	1%	12	5%	20	8%	14	6%	18	7%	21	9%	159	64%
TOTAL AB Sr. Players	392	3	1%	34	9%	34	9%	32	8%	33	8%	31	8%	225	57%

Jr.Divisions	Total			2007	2007%	2006	2006%	2005	2005%	2004	2004%	2003	2003%	2002	2002%
Total AB Jr. A	75					2	3%	9	12%	12	16%	22	29%	30	40%
Total AB Tier I	292					68	23%	62	21%	62	21%	62	21%	38	13%
Total AB Tier II	402			1	0%	110	27%	95	24%	84	21%	68	17%	44	11%
Total AB Tier III	0														
TOTAL AB Jr. Players	769			1	0%	180	23%	166	22%	158	21%	152	20%	112	15%

Sr. Major Female Division	Total			2001	2001%	2000	2000%	1999	1999%	1998	1998%	1997	1997%	1996<	1996 < %
Total AB Sr. Major Female	0			0	#DIV/0!	0	#DIV/0!	0	#DIV/0!	0	#DIV/0!	0	#DIV/0!		#DIV/0!

Jr. Major Female Division	Total					2006	2006%	2005	2005%	2004	2004%	2003	2003%	2002	2002%	2001<	2001<=%
Jr. B AB Major Female	163					37	23%	43	26%	32	20%	18	11%	24	15%	9	6%
Total AB Major Female	163					37	23%	43	26%	32	20%	18	11%	24	15%	9	6%

Division & Team Detail

ASL (Sr. B) Division	Total			2001	2001%	2000	2000%	1999	1999%	1998	1998%	1997	1997%	1996<	1996 < %
Calgary Sr. Mountaineers	31			7	23%	1	3%	4	13%	6	19%	3	10%	10	32%
Beaumont Outlaws	30			7	23%	5	17%	0	0%	4	13%	1	3%	13	43%
Rockyview Knights	27			6	22%	3	11%	2	7%	3	11%	2	7%	11	41%
Fort Saskatchewan Rebels	30			1	3%	3	10%	7	23%	1	3%	2	7%	16	53%
Edmonton Sr. Miners	27			1	4%	2	7%	5	19%	1	4%	2	7%	16	59%
Total AB Sr. B	145			22	15%	14	10%	18	12%	15	10%	10	7%	66	46%

DOB 2001 From 2022

Season

104

DOB 2001 Playing in 2023 Season

22

Sr. C Division	Total	2002>	2002>%	2001	2001%	2000	2000%	1999	1999%	1998	1998%	1997	1997%	1996<	1996 < %
Airdrie Mohawks	34			1	3%	0	0%	0	0%	0	0%	2	6%	31	91%
Calgary Bears	34			1	3%	3	9%	3	9%	5	15%	1	3%	21	62%
Calgary Irish	35			1	3%	2	6%	2	6%	2	6%	1	3%	27	77%
Edmonton Miners	27			4	15%	1	4%	2	7%	1	4%	0	0%	19	70%
Mountain View Stingers	27			2	7%	4	15%	5	19%	8	30%	3	11%	5	19%
Blackfalds Silverbacks	27			1	4%	4	15%	0	0%	0	0%	5	19%	17	63%
Edmonton Warriors	35			0	0%	2	6%	1	3%	1	3%	7	20%	24	69%
Border Rage	28	3	11%	2	7%	4	14%	1	4%	1	4%	2	7%	15	54%
Total AB Sr. C	247	3	1%	12	5%	20	8%	14	6%	18	7%	21	9%	159	64%

DOB 2001 from 2022

Season

104

DOB 2001 Playing in 2023 Season

12

Total 2001 Playing Sr.

34

Sr. Major Female Division	Total			2001	2001%	2000	2000%	1999	1999%	1998	1998%	1997	1997%	1996<	1996 < %
					#DIV/0!		#DIV/0!		#DIV/0!		#DIV/0!		#DIV/0!		#DIV/0!
Total AB Sr. Women	0			0	#DIV/0!	0	#DIV/0!	0	#DIV/0!	0	#DIV/0!	0	#DIV/0!	0	#DIV/0!

DOB 2001 from 2022

Season

14

DOB 2001 Playing in 2023 Season

0

Jr. A Division	Total					2006	2006%	2005	2005%	2004	2004%	2003	2003%	2002	2002%
Calgary Jr. A Mounties	25					1	4%	3	12%	7	28%	2	8%	12	48%
Calgary Jr. Raiders	25					1	4%	2	8%	3	12%	8	32%	11	44%
Saskatchewan Swat	14					1	7%	3	21%	3	21%	5	36%	2	14%
Edmonton Jr. Miners	25					0	0%	4	16%	2	8%	12	48%	7	28%
Total AB Jr. A	75					2	3%	9	12%	12	16%	22	29%	30	40%

Jr. B Tier I Division	Total					2006	2006%	2005	2005%	2004	2004%	2003	2003%	2002	2002%
Calgary Chill	24					8	33%	6	25%	5	21%	3	13%	2	8%
Calgary Mountaineers	25					5	20%	3	12%	6	24%	5	20%	6	24%
Calgary Shamrocks	25					5	20%	4	16%	5	20%	9	36%	2	8%
Edmonton Warriors	25					3	12%	3	12%	6	24%	9	36%	4	16%
Fort Saskatchewan Rebels	25					4	16%	8	32%	6	24%	3	12%	4	16%
Lethbridge Barracudas	25					4	16%	8	32%	7	28%	1	4%	5	20%
Winnipeg Blizzard	25					0	0%	10	40%	7	28%	3	12%	5	20%
Crude Lacrosse Club	25					6	24%	8	32%	1	4%	10	40%	0	0%
Mountain View Mavericks	23					5	22%	5	22%	6	26%	2	9%	5	22%
Okotoks Marauders	25					8	32%	5	20%	3	12%	4	16%	5	20%
Red Deer Rampage	20					5	25%	3	15%	5	25%	7	35%	0	0%
Regina Queen City Kings	26					13	50%	2	8%	3	12%	4	15%	4	15%
Rockyview Silvertips	25					6	24%	6	24%	5	20%	6	24%	2	8%
Saskatchewan SWAT	17					9	53%	4	24%	1	6%	2	12%	1	6%
Beaumont Outlaws	25					9	36%	3	12%	7	28%	3	12%	3	12%
Total AB Tier I	292					68	23%	62	21%	62	21%	62	21%	38	13%

Jr. B Tier II Division	Total			2007	2007%	2006	2006%	2005	2005%	2004	2004%	2003	2003%	2002	2002%
Calgary Axemen	23					8	35%	3	13%	3	13%	6	26%	3	13%
Calgary Bandits	30					13	43%	6	20%	7	23%	4	13%	0	0%
Calgary Wranglers	29					9	31%	8	28%	7	24%	0	0%	5	17%
Cranbrook Blackwolves	27					7	26%	7	26%	2	7%	7	26%	4	15%
Crude T2	25					5	20%	6	24%	10	40%	4	16%	0	0%
Edmonton Warriors	13					6	46%	3	23%	1	8%	2	15%	1	8%
High River Heat	19					2	11%	6	32%	8	42%	2	11%	1	5%
Lloydminster Xtreme	20					2	10%	8	40%	4	20%	3	15%	3	15%
Lakeland Heat	23					5	22%	6	26%	2	9%	9	39%	1	4%
Mountain View Stingers	19					6	32%	5	26%	3	16%	1	5%	4	21%
Parkland Posse	25					3	12%	5	20%	2	8%	8	32%	7	28%
Red Deer Renegades	25					5	20%	4	16%	7	28%	7	28%	2	8%
Rockyview Rage	27					13	48%	4	15%	6	22%	2	7%	2	7%
Sherwood Park Titans	24					9	38%	4	17%	4	17%	3	13%	4	17%
Southern Alberta Chaos	24					7	29%	10	42%	1	4%	4	17%	2	8%
Strathmore Venom	27					9	33%	7	26%	5	19%	2	7%	4	15%
Sylvan Lake Yeti	21					4	19%	5	24%	10	48%	1	5%	1	5%
Westlock Rock	28			1	4%	4	14%	5	18%	4	14%	10	36%	4	14%
Total AB Tier II	402			1	0%	110	27%	95	24%	84	21%	68	17%	44	11%

Jr. B Tier III Division	Total					2006	2006%	2005	2005%	2004	2004%	2003	2003%	2002	2002%
	0						#DIV/0!		#DIV/0!		#DIV/0!		#DIV/0!		#DIV/0!
Total AB Tier III	0														

TOTAL AB Male Jr. Players	Total			2007	2007%	2006	2006%	2005	2005%	2004	2004%	2003	2003%	2002	2002%
	769			1	0%	180	23%	166	22%	158	21%	152	20%	112	15%

DOB 2006 from 2022 Season

301

DOB 2006 Playing in 2023 Season

180

Jr. B Ladies Division	Total					2006	2006%	2005	2005%	2004	2004%	2003	2003%	2002	2002%	2001<	2001<%
Calgary Cardinals	29					4	14%	13	45%	1	3%	2	7%	9	31%		
Capital Region Saints	22					5	23%	4	18%	6	27%	3	14%	2	9%	2	9%
Okotoks Raiders	20					6	30%	7	35%	3	15%	1	5%	2	10%	1	5%
Red Deer Riot	18					2	11%	5	28%	4	22%	3	17%	0	0%	4	22%
Rockyview Silvertips	24					10	42%	4	17%	6	25%	3	13%	1	4%		
Sherwood Park Titans	25					7	28%	5	20%	8	32%	2	8%	1	4%	2	8%
St. Albert Drillers	25					3	12%	5	20%	4	16%	4	16%	9	36%		
Total AB Jr. B Ladies	163					37	23%	43	26%	32	20%	18	11%	24	15%	9	6%

DOB 2006 from 2022
Season78
DOB 2006 Playing in 2023 Season37